

# Blue Ant

## Update information 14.2



Dear Users,

The current update of Blue Ant, 14.2 once again provides you with new features. These include:

- **Project members** and **Milestones** (timeline) dashboard widgets (page 4)
  - Restrict time recording to target work-time and working days (page 5).
- 💡 **With Blue Ant version 14.2 we will be ending support for Java 8 as a runtime environment. For customers using the LTS version 14.1 of Blue Ant, we will continue to support JDK version 8 and 11 as Java runtime environments. Java 8 support for Blue Ant LTS version 14.0 will then end with the release of Blue Ant version 15.0 (LTS) in April 2022.**

If you have any questions or suggestions, we would appreciate your feedback via the Blue Ant support page (at [www.blue-ant.de](http://www.blue-ant.de)).

Wishing you success in your project work with Blue Ant,

Your proventis team.

© proventis GmbH 2001-2021

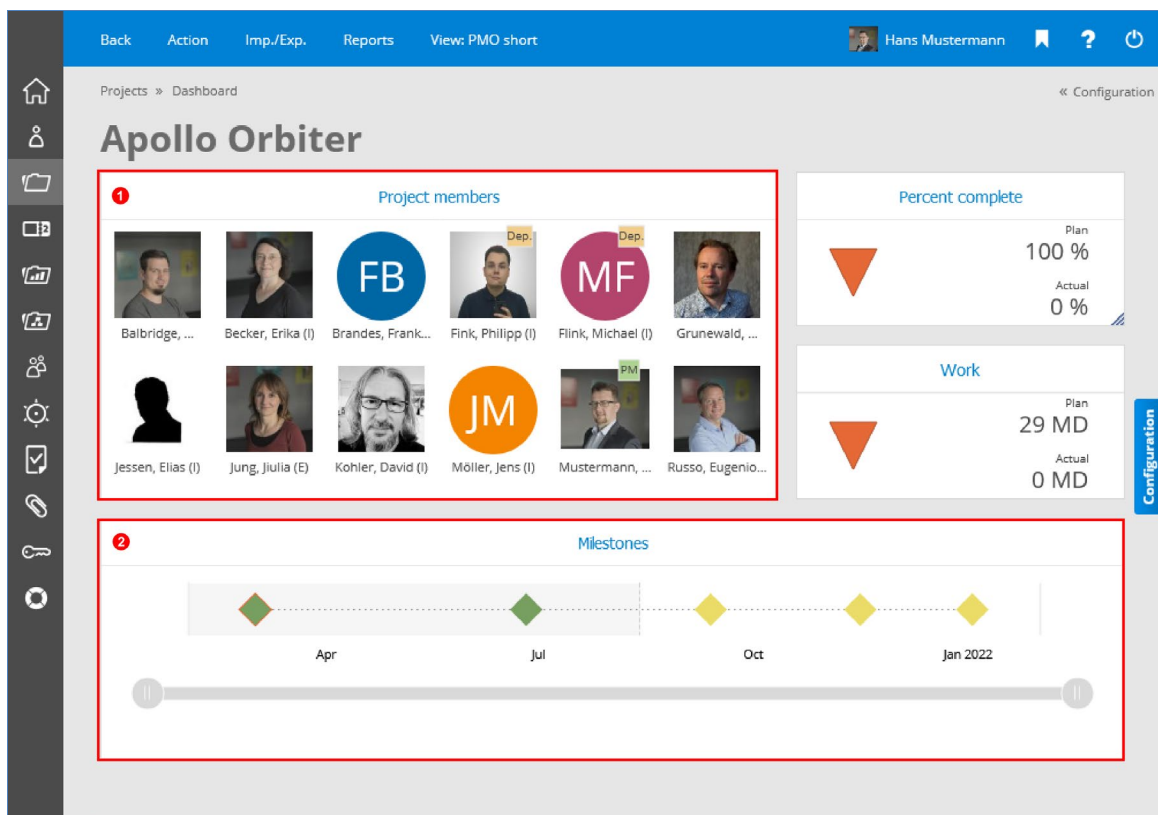
1.	Dashboards.....	4
	New widgets.....	4
2.	Work-times.....	5
	Restrict time recording to planned work-time and working days .....	5
3.	Projects .....	6
	Enhancement for risks.....	6
4.	Billing .....	7
	Extension of the work performed details.....	7
5.	Tickets .....	8
	Extension of filter and column configuration .....	8
6.	Administration.....	9
	Work-time calendar .....	9
7.	Interfaces .....	10
	Enhancements for BIRT Datasets.....	10
	Enhancements for Connectors .....	10
	Web services .....	11

# 1. Dashboards

## New widgets

New widgets are available on the dashboards:

- A widget for Project members.
- The **Milestones (Timeline)** widget displays the project milestones on a timeline.



**Project Members (1) and Milestones (Timeline) (2) widgets under PROJECTS / DASHBOARD**

The widgets can be displayed on the Projects, Start page, Portfolio and Program dashboards. For users to be able to display the widgets on the start page, the administrator must grant them the rights.

## 2. Work-times

### Restrict time recording to planned work-time and working days

Checks for the recording of work-time can be configured for each resource. To do this, you can adjust the following settings under **MANAGEMENT / RESOURCES/CONTACTS / BASIC DATA**:

- **Check against target work-time:** You can select the following check options in the listbox:
  - **None:** The target work-time can be exceeded. This setting is active as standard.
  - **Day:** The resource may not record more work-time than is specified in their work-time calendar for the day.
  - **Week:** The resource may not record more work-time than is specified in their work-time calendar for the week.
- **Allow time recording for non-working days:** Deactivate this setting so that resources can only record work-time for days on which they work according to their work-time calendar. This setting is active as standard, and so time recording is possible on all working days.

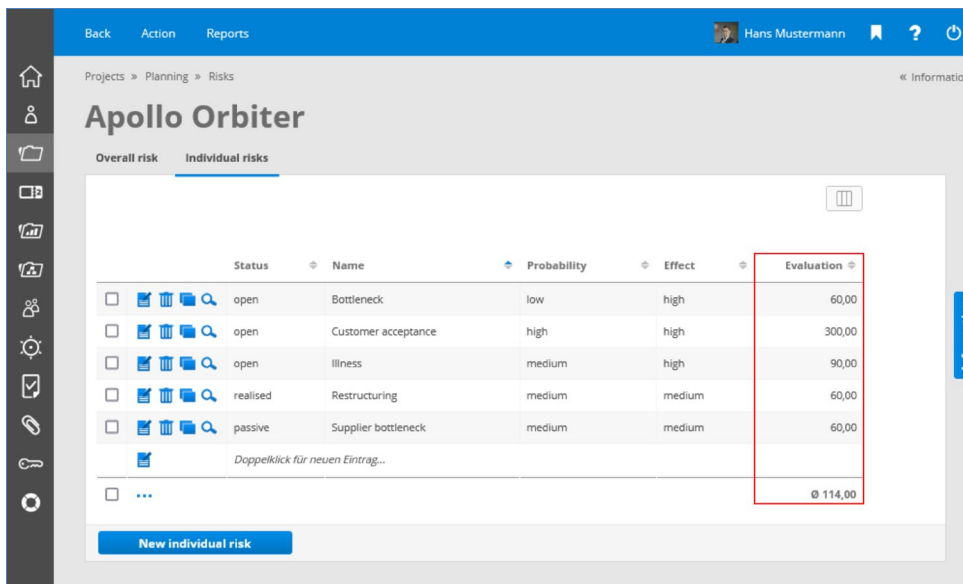
Administrators can define the check for new resources. To do this, go to **ADMINISTRATION / CUSTOMIZING / GENERAL / DEFAULT SETTINGS** on the Resources tab and configure the settings **Allow time recording for non-working days** and **Check against target work-time**.

### 3. Projects

#### Enhancement for risks

The **Evaluation** column can be displayed for individual risks. The value is calculated from Probability x Effect. The new column is available in the following screens:

- PROJECTS / PLANNING / RISKS (Individual risks tab)
- PROJECTS / PLANNING / PROJECT PLAN / EDIT ACTIVITY (Risks tab)
- PROJECTS / PROJECT PROFILE (Description tab)
- CONTROLLING / RISKS
- CONTROLLING / KEY FIGURES



Status	Name	Probability	Effect	Evaluation
open	Bottleneck	low	high	60,00
open	Customer acceptance	high	high	300,00
open	Illness	medium	high	90,00
realised	Restructuring	medium	medium	60,00
passive	Supplier bottleneck	medium	medium	60,00
Doppelklick für neuen Eintrag...				
...				114,00

***"Evaluation" column under PROJECTS / PLANNING / RISKS***

## 4. Billing

### Extension of the work performed details

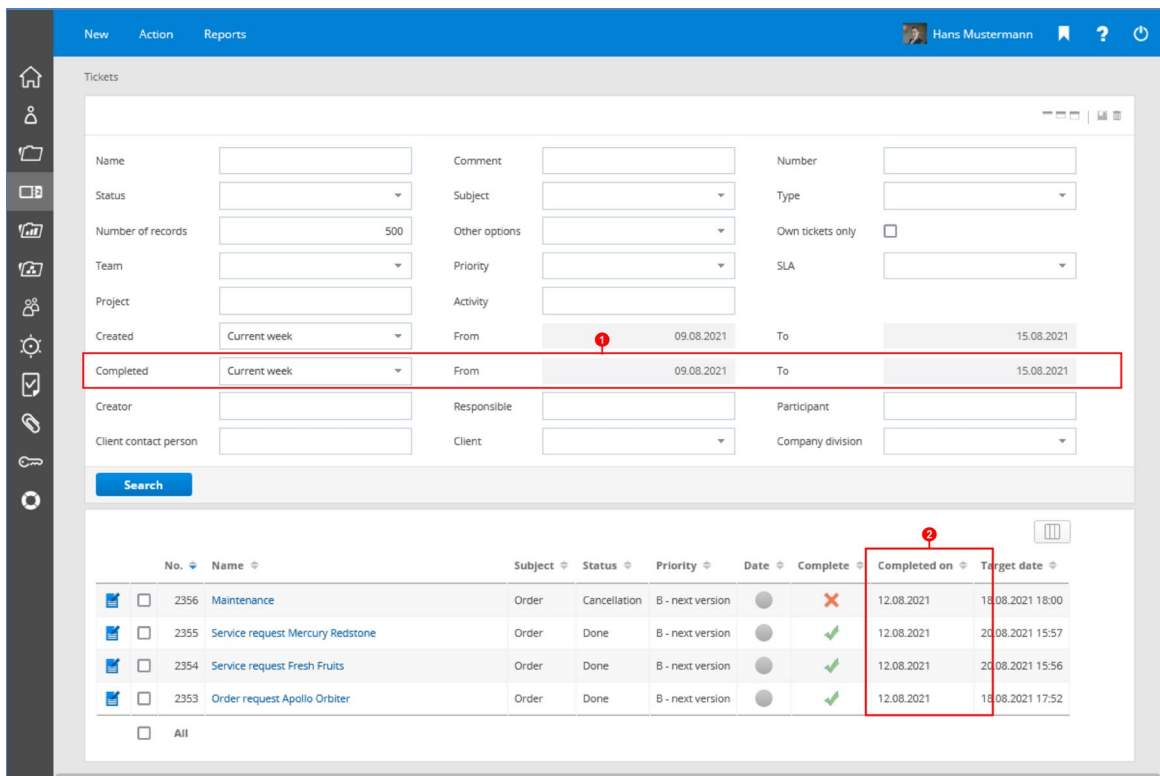
When invoicing receipts, the comment on the combined receipt can be shown in the details of the work performed. The comment is available in the following screens:

- PROJECTS / CONTROLLING / BILLING / INVOICES DETAILED VIEW / DETAIL
- PROJECTS / CONTROLLING / BILLING / INVOICES DETAILED VIEW / LAYOUT
- MANAGEMENT / BILLING / DASHBOARD / INVOICE / DETAIL
- MANAGEMENT / BILLING / DASHBOARD / INVOICE / LAYOUT

## 5. Tickets

### Extension of filter and column configuration

In the TICKETS screen it is possible to search for completed tickets within a specific time period. For this purpose, we have added the **Completed** field in the extended filter (1). The **Completed** column can also be displayed (2). A ticket is considered "Completed" after it has changed to the "Completed" or "Billed" status. The date of this status change is shown.



The screenshot shows the 'Tickets' screen in the BlueAnt system. The top navigation bar includes 'New', 'Action', and 'Reports'. The user 'Hans Mustermann' is logged in. The left sidebar contains various navigation icons. The main area is divided into two sections: a filter configuration section and a table view.

**Filter Configuration:** The filter section includes fields for Name, Comment, Number, Status, Subject, Type, Number of records (set to 500), Other options, Own tickets only, Team, Priority, SLA, Project, Activity, Created (set to Current week), From (09.08.2021), To (15.08.2021), Completed (set to Current week), From (09.08.2021), To (15.08.2021), Creator, Responsible, Participant, Client contact person, Client, and Company division. A red box highlights the 'Completed' filter field, marked with a red '1'.

**Table View:** The table displays a list of tickets with columns: No., Name, Subject, Status, Priority, Date, Complete, Completed on, and Target date. A red box highlights the 'Completed on' column, marked with a red '2'. The table contains the following data:

No.	Name	Subject	Status	Priority	Date	Complete	Completed on	Target date
2356	Maintenance	Order	Cancellation	B - next version		✗	12.08.2021	18.08.2021 18:00
2355	Service request Mercury Redstone	Order	Done	B - next version		✓	12.08.2021	20.08.2021 15:57
2354	Service request Fresh Fruits	Order	Done	B - next version		✓	12.08.2021	20.08.2021 15:56
2353	Order request Apollo Orbiter	Order	Done	B - next version		✓	12.08.2021	18.08.2021 17:52

**Completed Tickets under TICKETS**



## 6. Administration

### Work-time calendar

Under **ADMINISTRATION / MASTER DATA / CALENDAR / WORK-TIMES**, the length of the name of a work-time calendar has been increased from 30 to 100 characters.

## 7. Interfaces

### Enhancements for BIRT Datasets

The new **knowledge\_qualifications** dataset is available for BIRT reports. The dataset includes the following filters:

- **staff\_id**: Shows the knowledge profile of a staff member (see MANAGEMENT / RESOURCES/CONTACTS / KNOWLEDGE).
- **position\_id**: Shows the knowledge tree from the master data (ADMINISTRATION / BASIC DATA / KNOWLEDGE / DEFINITION).
- **kn\_area\_id**: Shows resources, positions and characteristics of the knowledge area.
- Without filtering: Shows the knowledge tree from the master data (ADMINISTRATION / BASIC DATA / KNOWLEDGE / DEFINITION).

The following BIRT datasets have been extended:

- **Leave**: The attribute **carry\_over\_lost** can be used to show the remaining leave that has expired.
- **Persons**: The various resource types can be labelled. The dataset has been extended by the **isContact**, **isInternal** and **isExternal** attributes.
- **Resource header data**: The BIRT dataset now also provides you with an attribute for displaying the resource's position.

### Enhancements for Connectors

The following connectors have been extended:

- **Resources**:
  - The period of work-time calendars can be synchronised via the **Work-time calendar valid from** field. You can also configure options for time recording using the **Check against target work-time** and **Allow time recording for non-working days** fields.
  - When creating resources using connectors, cost rates had to be specified for each resource until now. You now have the option to use cost rates from the resource positions that are saved in the master data of Blue Ant. To do this, enter the value "USE\_COST\_RATE" as a parameter in the **Position** field.

- **Company:** You can assign companies to a superordinate company division using the **Belongs to company division** field. The assignment is possible for company divisions already existing in Blue Ant by using "ID" or "Text/Name" as the **sync type**.
- **Team resource work-times:** The **Mapping table** sync type has been added to the **Team resource** field.

## Web services

- The current WSDL files and the HTML documentation for the SOAP web services can be found in the update folder "webservice". Alternatively, you can download the documentation from the service area of our website.
- To view the documentation for the REST web services for your Blue Ant system, you only need to replace part of the Blue Ant URL: For example, if you use the URL "https://myblueant.mydomain/psap" for Blue Ant, the URL for the documentation is "https://myblueant.mydomain/swagger-ui/index.html".