

Blue Ant


Update information 13.6




Dear Users,

The current update of Blue Ant, 13.6 once again provides you with new features and visual enhancements:

- Adjust reservations to plan (page 5)
- Portfolio simulation module: transfer changes to simulated real projects to live operation (page 6).
- Adjust Blue Ant system texts without external tools (page 7).

 **Microsoft will be ending support for the [Edge Legacy](#) browser on 9th March 2021. From the end of the first quarter of 2021, Microsoft Edge Legacy will also no longer be supported by Blue Ant. As a result, the display in Microsoft Edge Legacy may then differ from the Blue Ant standard layout. If you would like to use an Edge browser, we recommend switching to the current Microsoft Edge based on Chrome.**

 **As of version 14.0 (LTS 2021), the following functions will be removed from Blue Ant:**

- **Performance Report (CONTROLLING / PERFORMANCE REPORT, RELEASES / PERFORMANCE REPORT and ADMINISTRATION / CUSTOMIZING / GENERAL / PERFORMANCE REPORT).**
- **Comparison (PROJECTS / CONTROLLING / UTILIZATION)**

If you have any questions or suggestions, we would appreciate your feedback via the Blue Ant support page (at www.blue-ant.de).

Wishing you success in your project work with Blue Ant,

Your proventis team.

© proventis GmbH 2001-2021

1.	Travel & Receipts	4
	New mileage allowance from 2021	4
2.	Projects	5
	Adjust reservations to the plan	5
3.	Controlling.....	6
	Enhancements to the portfolio simulation.....	6
4.	Administration.....	7
	Text adjustments	7
	Support information	8
	Extension for sets of rules.....	8
	SAML authentication.....	8
5.	Interfaces	9
	Configure retention period of connector logs	9
	Extension of the "Work-times" connector.....	9
	Web services	9

1. Travel & Receipts

New mileage allowance from 2021

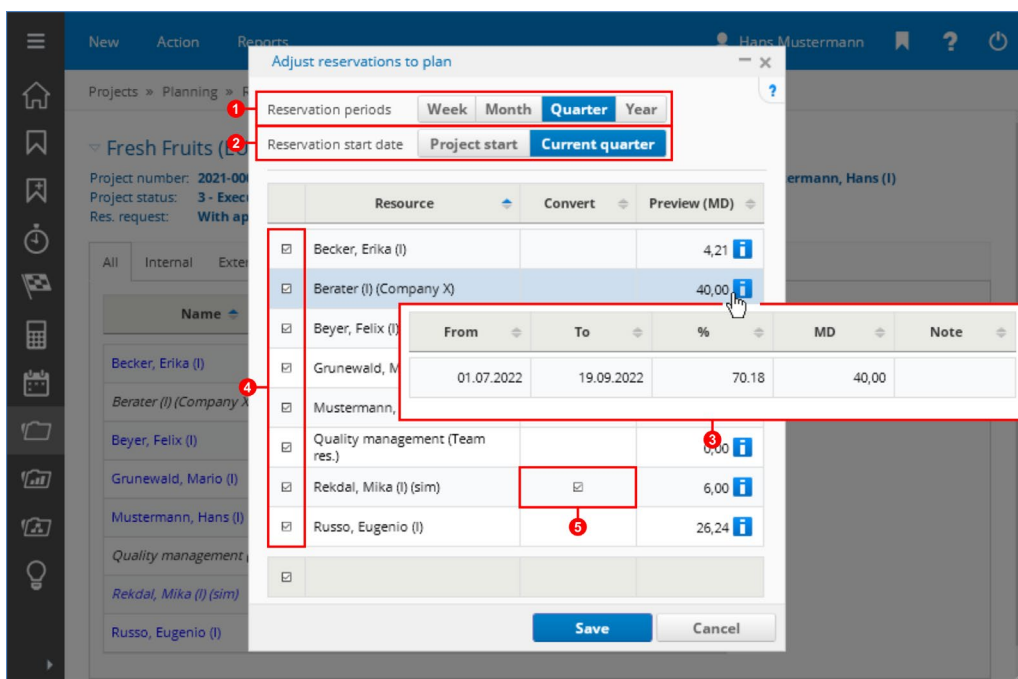
A new mileage/kilometre allowance applies in Germany from 2021. To integrate the new calculation into Blue Ant:

- Check that you are using Blue Ant with at least version 13.5.0.8658. You can see the version number on the Blue Ant login screen. If necessary, ask your Blue Ant administrator to install the latest version.
- Download the expenses table from the support area on our homepage.
- If Blue Ant version 13.5.0.8658 or higher is installed, you can integrate the expenses table under ADMINISTRATION / MASTER DATA / RECEIPTS / IMPORT.

2. Projects


Adjust reservations to the plan

Reservations can be created for several resources in one step and adjusted to the project plan. To do this, go to PROJECTS / PLANNING / RESOURCES and select the command **Adjust reservations to plan** in the toolbar under **Action**. Blue Ant opens a window in which you can define periods (1) and start times (2) for the reservations of all project resources. If you wish, you can check the future reservations in the **Preview** column by holding the mouse over the **Info** button (3). You also have the option to exclude resources from the adjustment (4).



Adjust reservations to plan

With the new function, simulated resources can also be converted into real resources with matching reservations. If you do not want this, deactivate the checkbox in the **Convert** column (5).

-  Under PROJECTS / PLANNING / RESOURCES / EDIT RESOURCE the new function replaces the "Automatic reservation" command. Here you can also select the new "Adjust reservations to plan" command.

3. Controlling

Enhancements to the portfolio simulation

In the Portfolio simulation module, the handling of simulated real projects has been enhanced:

- Changes for these projects can be transferred to live operation.
- Reservation values can be edited.
- When updating (**Update data** option), you can now decide whether reservations should be updated.

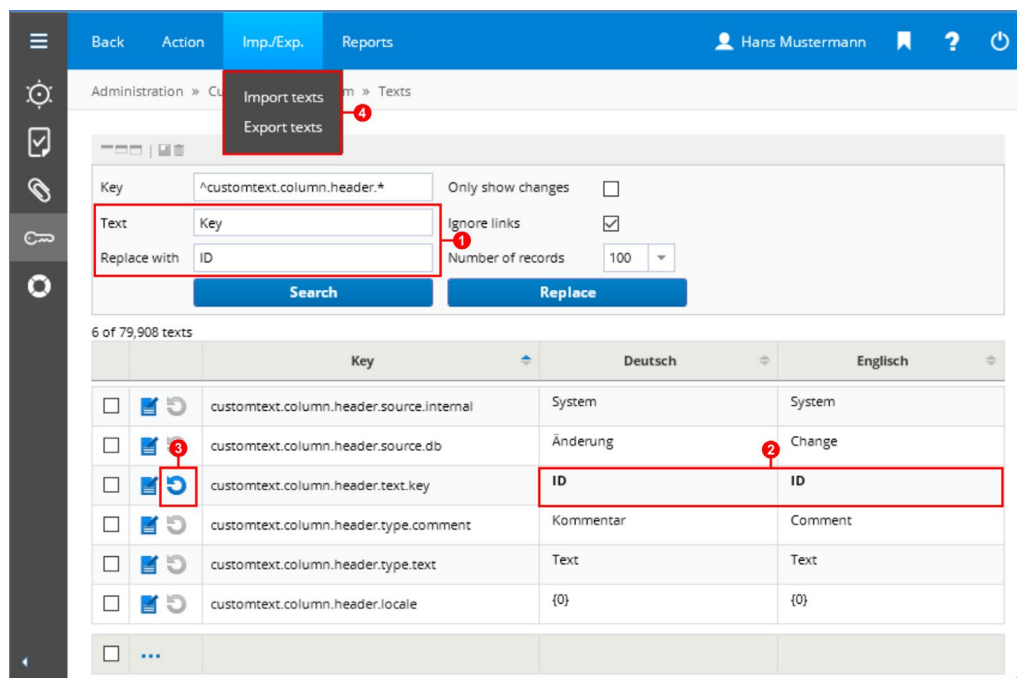
In addition, when creating projects, the decimal places can be extended for greater accuracy. You can configure this setting when you activate the expert mode.

4. Administration

Text adjustments

With Blue Ant, you can change system texts to suit your company. Previously, you had to use the text tool for this and download files from Blue Ant and integrate them again. This is no longer necessary with the current version. Under ADMINISTRATION / CUSTOMIZING / SYSTEM / TEXTS you can make text adjustments directly:

- Using the search and replace functions, all texts can be changed system-wide (1).
- Blue Ant keeps track of your changes and highlights them in bold (2). If something goes wrong, you can reset the texts (3).
- You can save your changes via the export and import functions. This also allows you to transfer texts from a test system to a productive system (4).

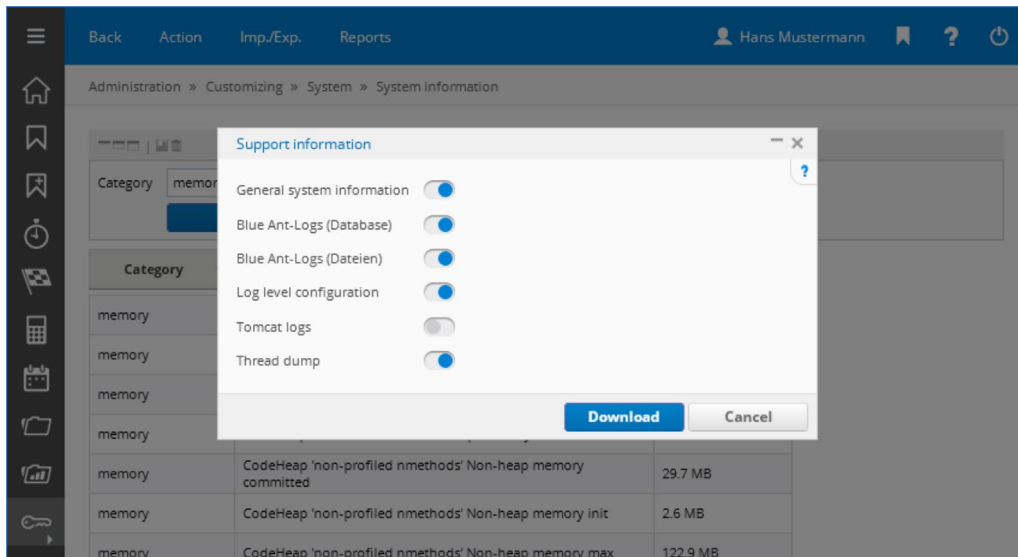


Edit text adjustments for Blue Ant

- 💡 During the update, the old change sets are converted to the new format and then deleted. Please save change sets that you have uploaded in Blue Ant before the update.
- 💡 The "Texts" tab under ADMINISTRATION / CUSTOMIZING / SYSTEM / MISCELLANEOUS is no longer available. Rights are not transferred to the new screen. Instead, the new screen ADMINISTRATION / CUSTOMIZING / SYSTEM / TEXTS inherits the rights from the higher-level node ADMINISTRATION / CUSTOMIZING / SYSTEM.

Support information

Relevant support information can now be conveniently downloaded from Blue Ant as a zip file. To do this, go to ADMINISTRATION / CUSTOMIZING / SYSTEM / SYSTEM INFORMATION in the toolbar under **Imp./Exp.** and select the command **Download support information**. The information can provide important clues for troubleshooting in support cases. Administrators have the option of specifying which information is to be transferred.



Configure and download support information content

Extension for sets of rules

The configurable period for sets of rules for individual batch runs has been extended. The **Start of month 6 months ago** entry is now available in the "From" listbox under ADMINISTRATION / CUSTOMIZING / SYSTEM / BATCH RUNS / DEFINE RULES.

SAML authentication

SAML authentication, e.g. via Office 365, has been simplified. The SAML attribute can now be defined directly under ADMINISTRATION / CUSTOMIZING / SYSTEM / SYSTEM CONFIGURATION. To do this, use the parameter **SSOSAML2.usernameAttribute**. Several values can be specified, separated by commas.

5. Interfaces

Configure retention period of connector logs

The retention period of the logs can now be defined for connectors. To do this, activate the key **connector.log.cleanup.enabled** under ADMINISTRATION / CUSTOMIZING / SYSTEM / SYSTEM CONFIGURATION. With the **connector.log.cleanup.days** key you can then define the required number of days.

Extension of the "Work-times" connector

If you synchronise work times with Blue Ant using connectors, you can now restrict the data according to the project type. In the connection settings for these connectors, you can add the **worktime.filter.project.type** key. Several project types can be specified for the key, separated by commas.

Web services

You will find the current HTML documentation in the update package in the "webservice" folder. You can also view the documentation on our website in your support area.